


# DIARIO DE RETOS




*#Yomequedoencasaniños*

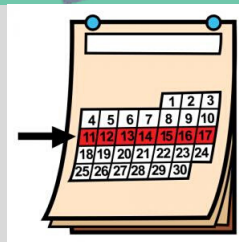




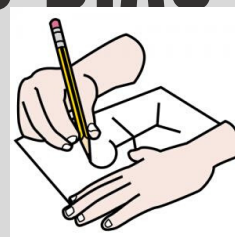

## Reto 1: "Diario #Mequedo encasa"

Creamos un diario ,en el que cada niño, plasme su experiencia o las sensaciones que ellos sienten de esta situación.  
Creatividad al poder. Usad cualquier material,técnica y no importa si nuestros niños no saben escribir o leer,todos podéis participar.






# TODOS LOS DÍAS

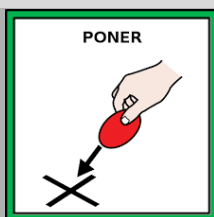
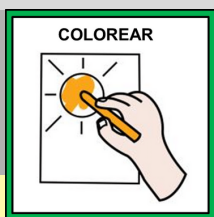
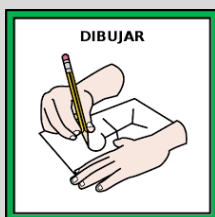


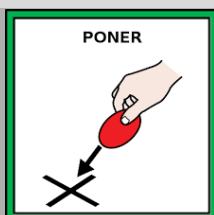

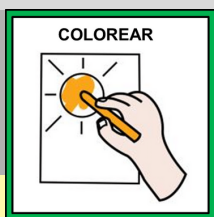
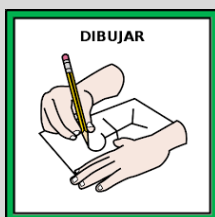
# ESCRIBIMOS O DIBUJAMOS

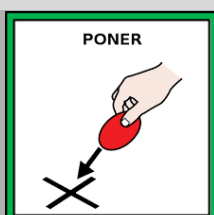
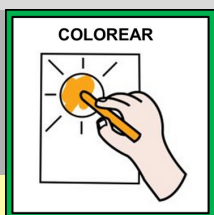
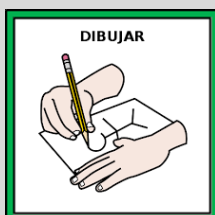


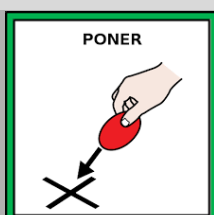
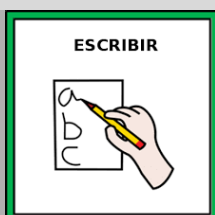
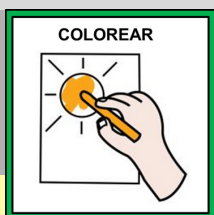
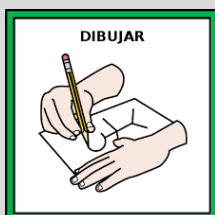
# ACTIVIDADES QUE HACEMOS EN CASA.

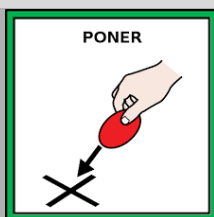
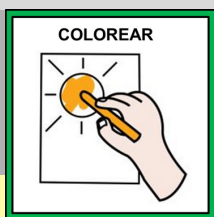
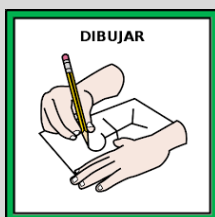


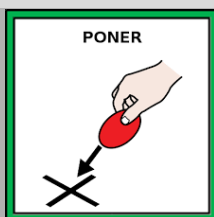
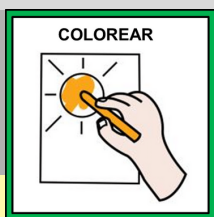
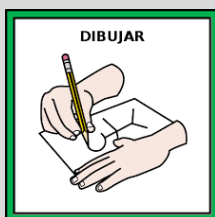




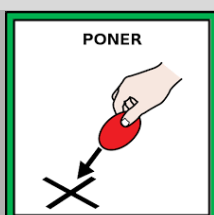
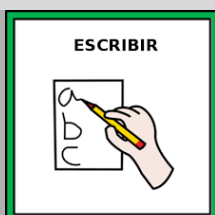
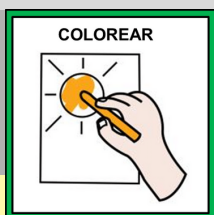
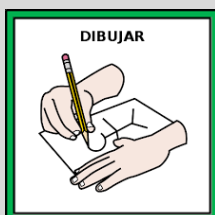


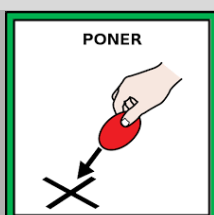
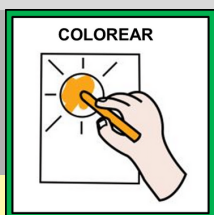
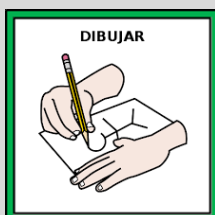


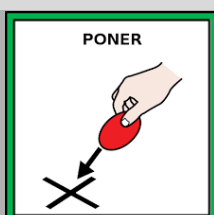
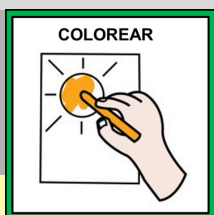
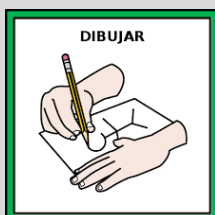


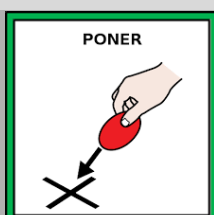
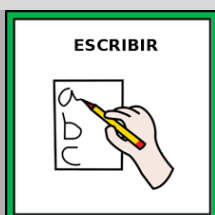
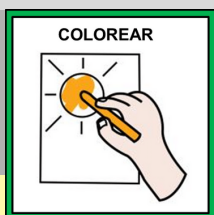
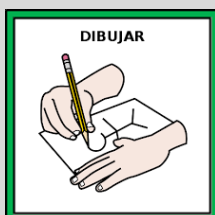


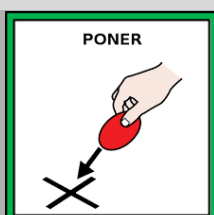
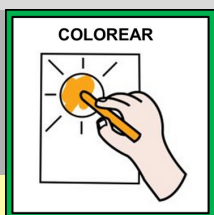
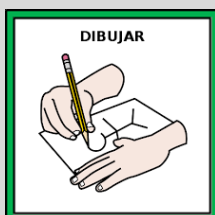


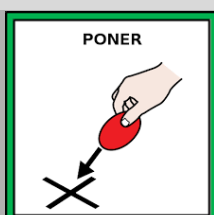
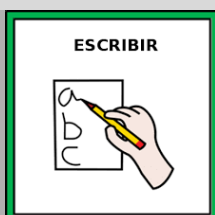
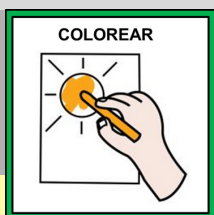
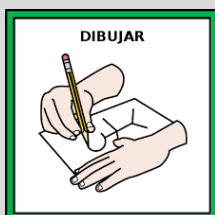


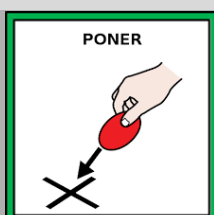
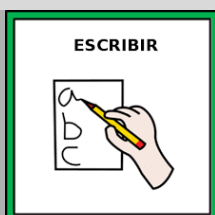
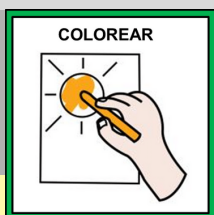
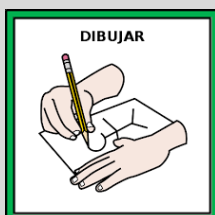


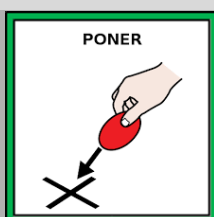
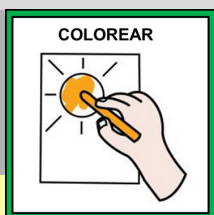
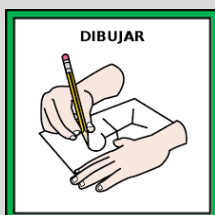




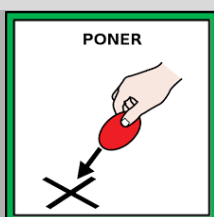
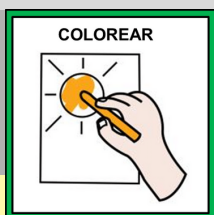
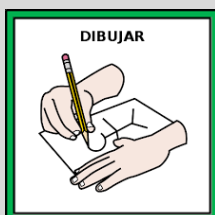


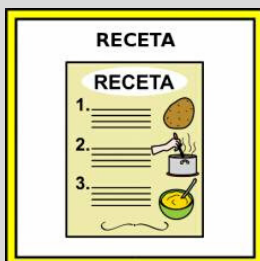













## HACEMOS UNA RECETA

1



## LEEMOS LA RECETA

2



## HACEMOS LA FICHA

3



## JUGAMOS A COCINAR

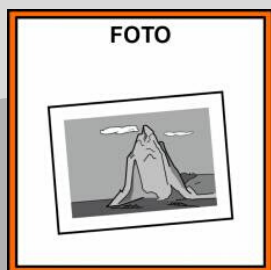





**NOMBRE DE LA RECETA:**



**INGREDIENTES:**



**FOTO DEL RESULTADO:**



# Reto3: "La semilla del futuro"




Para este reto tendreis que plantar una legumbre en algodón.

Cada día cuidarla y hacer una foto a la planta, para observar el proceso de crecimiento.

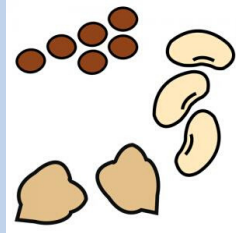
Finalmente elaborareis un mural sobre las plantas.

(Partes de las plantas, ciclo de la fotosíntesis, tipos de plantas...**LIBERTAD** ESTAS SON ALGUNAS IDEAS)


## VAMOS A PLANTAR UNA SEMILLA.




### ¿Qué vamos a necesitar ?





### LEGUMBRES




### BOTE



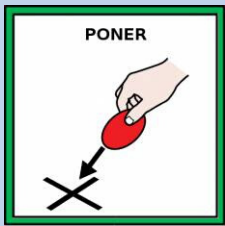
### ALGODÓN



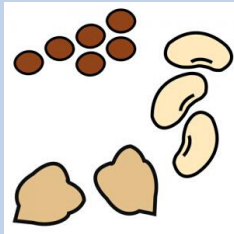
### AGUA



# VAMOS A PLANTAR UNA SEMILLA



## ¿Qué vamos a necesitar ?



**LEGUMBRES**

VELCRO




**BOTE**

VELCRO



**ALGODÓN**

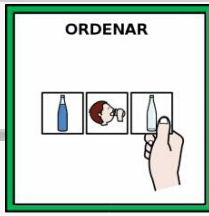
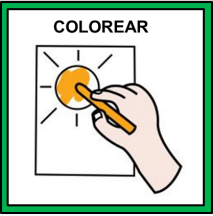
VELCRO



**AGUA**


VELCRO






# COLOREA Y ORDENA LA SECUENCIA.


1




2


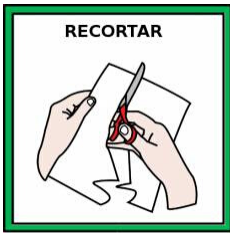


3



4





**LEGUMBRES**

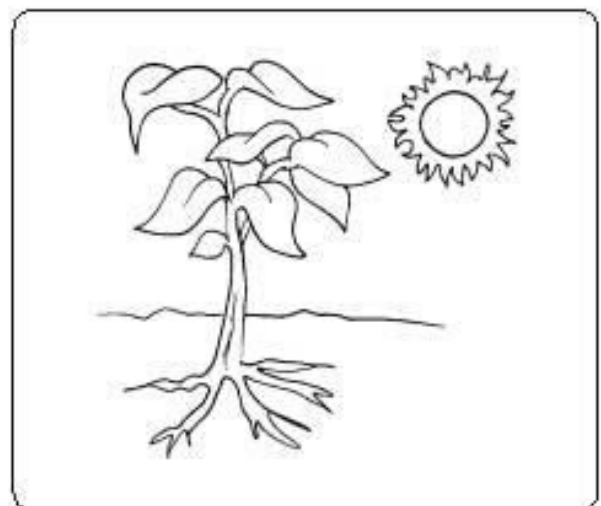

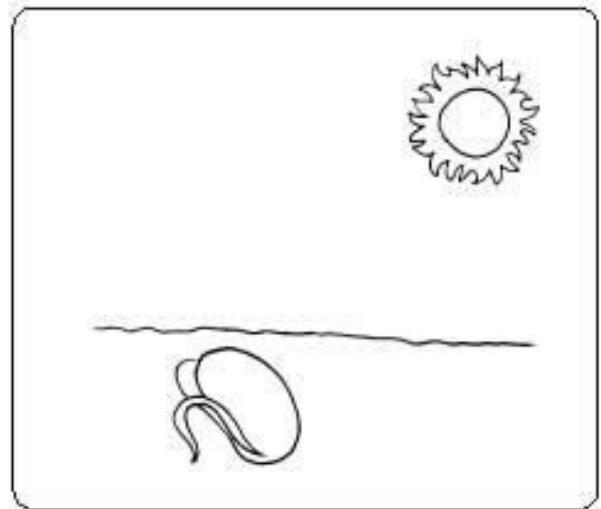

**BOTE**

**ALGODÓN**

**AGUA**



**Ficha 1.B**





**MI PERSONAJE ES...**


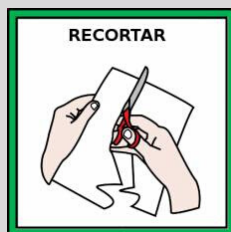
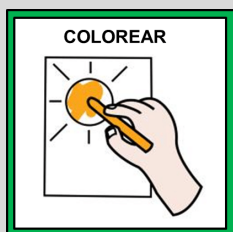
**SU NOMBRE ES...**

**SU FECHA DE NACIMIENTO**

**SU PROFESIÓN ES...**







**COLOREA A FRIDA Y RECORTA LAS PARTES DE LA CARA**



